

# Endo Access

AN OPENING FOR SUCCESS

Complete endodontic access is essential for predictably successful root canal treatment.



**Diamond Round Burs**

*Tooth-Colored Restoratives*



**Transmetal Bur**

*Metal Alloys*



**Carbide Round Burs**

*Nonmetal Restorative Materials & Dentin*



**Endo Z Bur**

*Access Refinement Safe-End*



**Tapered Diamond Bur**

*Access Refinement Active-End*




**X-Gates**

*Orifice Opener*



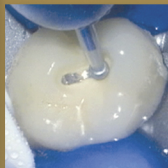
## THE TOOLS FOR COMPLETE ACCESS

This convenient all-in-one Endo Access Kit provides an economy of burs to initiate, progressively expand, and completely finish any access preparation. Although only 2 or 3 burs are typically required to access any given tooth, this 8-instrument set is designed to improve your organization, precision and efficiency.



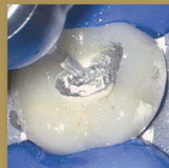
The Endo Access Kit

# Endo Access AN OPENING FOR SUCCESS



### Diamond Round Burs #2 / #4

Use the appropriately-sized Diamond Round Bur with a light brushing action in conjunction with a water coolant to initiate access through tooth-colored restoratives.



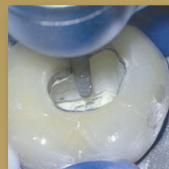
### Transmetal Bur

Use the Transmetal Bur to section or cut through amalgam or any precious and nonprecious metal restorations.



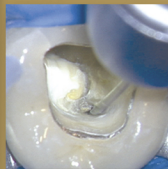
### Carbide Round Burs #2 / #4

The appropriately-sized surgical length Carbide Round Bur provides extended reach and improved vision for extending the access preparation pulpally and de-roofing the chamber.



### Tapered Diamond Bur

A surgical length Tapered Diamond or safe-ended Endo-Z Bur provides improved vision and may be used to flare, flatten, and finish the internal axial walls.



### X-Gates (combines GG's 1-4)

The active portion of the X-Gates should never be carried more than one head-depth below the orifice. The X-Gates is used at 500-750 RPM like a brush to cut dentin with its lateral surfaces on the outstroke.

- Open, flare and smoothly blend the canal orifice(s) to the axial walls
- Remove internal triangles of dentin
- Relocate the coronal most aspect of a canal away from furcal danger.



See Directions For Use

ADVANCED  ENDODONTICS®

Clifford J. Ruddle DDS FACD FICD  
(800) 753-3636 • (805) 964-8838 • [www.endoruddle.com](http://www.endoruddle.com)